



# Montville Math News



Kindergarten, Module 4, Topic E *Adapted with permission from the Lafayette Parish School System*

Spring

## Kindergarten Math

Module 4: Number Pairs, Addition and Subtraction to 10

### Math Parent Letter

This document is created to give parents and students a better understanding of the math concepts found in Eureka Math material which is taught in the classroom. Module 4 of Eureka Math covers Number Pairs, Addition and Subtraction to 10. This newsletter will discuss Module 4, Topic E.

Topic E. Decomposition of 9 and 10 into Number Pairs

### Words to know

- Decomposing
- Addition Sentence
- Subtraction Sentence
- Composing
- Array
- Number Bond

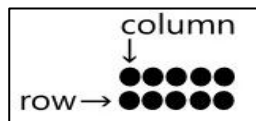
An *addition sentence* is an addition problem.  $4 + 3 = 7$   
A *subtraction sentence* is a subtraction problem.  $4 - 3 = 1$

### Objective

In Topic E, students will begin to decompose numbers less than or equal to 10 into pairs in more than one way by using objects or drawings. Students will also record the solutions by drawing or writing an equation.

Students may hear the phrase “make ten”. This means they will create 10 by adding various combinations .

An *array* is an arrangement of items in rows and columns.



## OBJECTIVE OF TOPIC E

- 1 Model decompositions of 9 using a story situation, objects, and number bonds.
- 2 Model decompositions of 9 using fingers, linking cubes, and number bonds.
- 3 Model decompositions of 10 using a story situation, objects, and number bonds.
- 4 Model decompositions of 10 using fingers, sets, linking cubes, and number bonds.

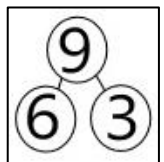
## Focus Area- Topic E

*Decomposition of 9 and 10 into Number Pairs*



There are 9 squares. Color some of them gray and leave some of them white. Fill in the number bond to match.



Students will color any number of squares gray and leave the rest white. Then they will create a number bond to match. The image above shows 6 gray and 3 white and the number bond matches. They will also be given a shaded cube stick and asked to create a number bond to match. This tool will be used to create number bonds for both 9 and 10.



Darla had 10 bananas. She peeled some of them. Fill in the number bond to show Darla’s bananas.



Students will look at the image, determine how many are peeled, then complete the number bond.

Students will also be given a number bond and asked to draw and color the cube sticks to match.

