



Montville Math News



Grade 1, Module 4, Topic C *Adapted with permission from the Lafayette Parish School System*

Spring

1st Grade Math

Module 4: Place Value, Comparison, Addition & Subtraction to 40

Math Parent Letter

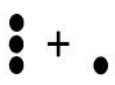

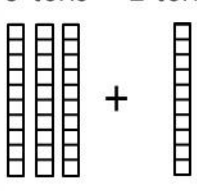

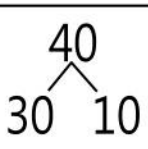
This document is created to give parents and students a better understanding of the math concepts found in Eureka Math material, which is taught in the classroom. Module 4 of Eureka Math covers Place Value, Comparison, Addition and Subtraction to 40. This newsletter will discuss Module 4, Topic C.

Topic C. Addition and Subtraction of Ten

Words to know

- Numeral Form
- Unit Form



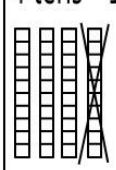

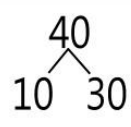
Students represent the addition of 10 more with concrete objects and number bonds using both the numeral form and unit form. They should recognize the relationship with adding one more ten.

$3 + 1 = 4$ 	
$3 \text{ tens} + 1 \text{ ten} = 4 \text{ tens}$ 	
$30 + 10 = 40$	




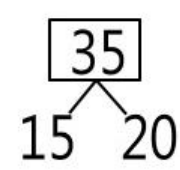
Focus Area- Topic C

Addition and Subtraction of Ten

Students will also represent the subtraction of 10 less with concrete objects and number bonds using both the numeral form and unit form.

$4 - 1 = 3$ 	
$4 \text{ tens} - 1 \text{ ten} = 3 \text{ tens}$ 	
$40 - 10 = 30$	

They will also add multiples of 10 to 2-digit numbers that include both ones and tens.

<table border="1" style="display: inline-table; border-collapse: collapse;"> <tr><td style="font-size: 8px;">tens</td><td style="font-size: 8px;">ones</td></tr> <tr><td style="font-size: 24px;">1</td><td style="font-size: 24px;">5</td></tr> </table>	tens	ones	1	5	+	<table border="1" style="display: inline-table; border-collapse: collapse;"> <tr><td style="font-size: 8px;">tens</td><td style="font-size: 8px;">ones</td></tr> <tr><td style="font-size: 24px;">2</td><td style="font-size: 24px;">0</td></tr> </table>	tens	ones	2	0	=	<table border="1" style="display: inline-table; border-collapse: collapse;"> <tr><td style="font-size: 8px;">tens</td><td style="font-size: 8px;">ones</td></tr> <tr><td style="font-size: 24px;">3</td><td style="font-size: 24px;">5</td></tr> </table>	tens	ones	3	5
tens	ones															
1	5															
tens	ones															
2	0															
tens	ones															
3	5															
																
$15 \xrightarrow{+10} 25 \xrightarrow{+10} 35$ $15 \xrightarrow{+20} 35$																

OBJECTIVE OF TOPIC C

- 1 Add and subtract tens from a multiple of 10.
- 2 Add tens to a two-digit number.

Numeral Form = 35

Unit Form = 3 ten 5 ones