



Montville Math News



Grade 1, Module 4, Topic B *Adapted with permission from the Lafayette Parish School System*

Spring

1st Grade Math

Module 2: Place Value, Comparison, Addition & Subtraction to 40

Math Parent Letter

This document is created to give parents and students a better understanding of the math concepts found in Eureka Math material which is taught in the classroom. Module 4 of Eureka Math covers Place Value, Comparison, Addition and Subtraction to 40. This newsletter will discuss Module 4, Topic B.



Topic B. Comparison of Pairs of 2-Digit Numbers

Words to know

- Numerals
- Greater Than (>)
- Greatest
- Equal To (=)
- Less Than (<)
- Lesser

Students will identify **greater** (G) or **lesser** (L) numbers and compare **numerals** using their understanding of place value.

Circle the greater number:

 17 G	14 L
1 ten 6 ones L	 2 tens 8 ones G

Focus Area- Topic B

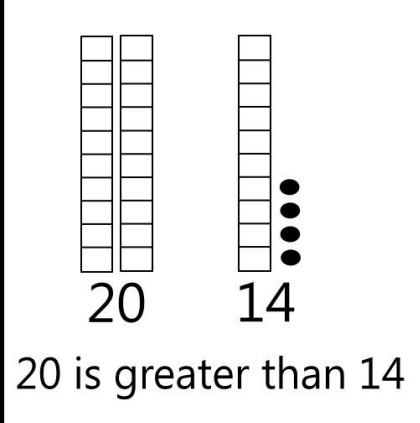
Comparison of 2-Digit Numbers

Students will order a group of numbers from least to greatest and from greatest to least always reading from left to right.

Least to Greatest 12, 15, 24, 32

Greatest to Least 32, 24, 15, 12

They will also begin to use sentences to compare two numbers.

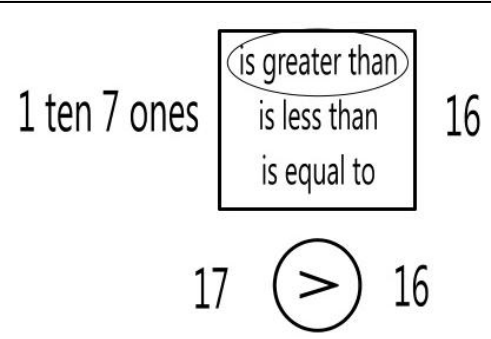



20 is greater than 14

Topic B will introduce symbols that represent **less than** (<), **greater than** (>), and **equal to** (=) and recognize and compare numerals in order to determine which one is greater and less than the other.

OBJECTIVE OF TOPIC B

- 1 Compare two quantities, and identify the greater or lesser of the two given numerals.
- 2 Compare quantities and numerals from left to right.
- 3 Use the symbols >, =, and < to compare quantities and numerals.



17  16